

# Year: 3

# Term: Spring

### Key Questions:

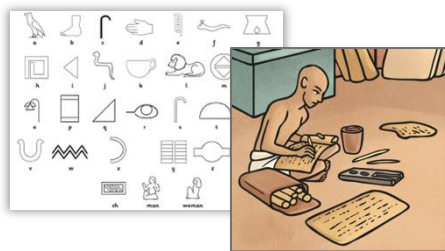
How was Egyptian society structured?

How important was the Nile to the Ancient Egyptians?

How did agricultural advances support the civilization?

What was the role of the scribe in society and their importance to us today?

What did their advances allow the Egyptians to accomplish?



## Ancient Egypt

**Enquiry Question:** How were the Ancient Egyptians able to survive for 3000 years?

### Key Facts:

- Ancient Egypt is one of four 'early civilisations'. An 'early civilisation' existed before the common era (BCE or BC). Other early civilisations were, **Ancient Sumer (3200-1792 BC)**, **The Shang Dynasty (1760 – 1046 BC)** and the **Indus Valley (2600-1900 BC)**. They all had several things in common that made them successful, including being located next to large rivers.
- A 'civilisation is human society that reaches a more advanced stage of development. They have a government, religion, a system of writing and art.
- Ancient Egypt has a timeline broken into three kingdoms, which are then broken into dynasties.
- A dynasty is a series of rulers or leaders who are all from the same family and would rule a country (civilisation) for a period. Ancient Egypt was ruled by dynasties.
- In Ancient Egypt, the civilisation was ruled over by a Pharaoh. They would be part of a dynasty.
- Ancient Egypt was developed along the river Nile, which held a very important role in Egyptian society, way of life and its success.
- The reason why we know more about civilisations like Ancient Egypt, compared to the Stone-Iron Age (pre-history) is because of the writing system which can be used alongside archaeological finds to create a clearer picture of the past.
- In the Ancient Egyptian civilisation, where there were developments in architecture, maths, science and art, in Britain they were still living in huts and small stone buildings. There was no mathematics, science, and no writing system (not until 43 AD). It was not yet a 'civilised society'.
- Egyptian society had lots of different groups set out in a hierarchy, with slaves at the bottom and the Pharaoh leading them all from the top – a god like figure who was believed to live on in the afterlife.
- The Romans, who were a civilisation that began later than the four earliest, had direct contact with the Egyptians and eventually conquered them.
- Egypt was conquered by the Greek general Alexander the Great in 332 BC. It became part of his enormous empire which was broken up when died.

### Glossary:

<b>Pharaoh</b>	The most important and powerful person in ancient Egypt. They ruled over everyone and here thought to be part-god.
<b>Dynasty</b>	A series of rulers or leaders who are all from the same family and would rule a country (civilisation) for a period.
<b>Civilisation</b>	A human society that reaches a more advanced stage of development. They have a government, religion, a system of writing and art.
<b>Society</b>	A group of people who live together in an organised way.
<b>Scribe</b>	A person who writes and keeps records.
<b>Hieroglyphs</b>	A writing system using pictures and symbols.
<b>Hierarchy</b>	A way of organising people into levels of importance.
<b>Agriculture</b>	Another word for farming.
<b>Architecture</b>	Designing of buildings.

5000 BCE

2000 BCE

1 AD

1000 AD

2024 AD

Stone Age

Bronze Age

Iron Age

Roman Britain

Anglo-Saxons and Vikings

British History

Ancient Sumer

Ancient Egypt

Indus Valley

Shang Dynasty

World History



## CLASSES 3E and 3GC

Homework to be completed and returned by  
**Monday 28<sup>th</sup> March.**

Dear Children and Adults,

In the Spring term, Year 3 are going to be learning about Ancient Egypt and what made it such a successful civilisation. The children will compare Ancient Egypt to other civilisations and Britain at this time, where life was very different indeed. They will read, investigate, compare, create and present throughout this unit, developing their skills in historical enquiry.

### Spelling

Don't forget spelling rules for your Spelling words will go home with you Friday for your quiz the following week.



### Maths

Remember to revise your **time tables**. Practice the **number facts** you are working on each week. You will be tested on these!



And please don't forget to log onto **Times Table Rock Star!**

### Places to Visit:

British Museum -  
<https://www.britishmuseum.org/learn/schools/ages-7-11/ancient-egypt>

Petrie Museum -  
<https://www.ucl.ac.uk/culture/petrie-museum>



# Year 3 Homework – Ancient Egypt



## WRITING AND HISTORY

You have a scrap book to use to complete your homework project. Over the next few weeks complete some of these activities or make some up of your own.

### COMPLETE AT LEAST ONE OF THE WRITING TASKS





1. Found out about Tutankhamun. Write a fact file about him, including information about his life, why he is so famous, and what you could find in Egypt today.
2. Write a secret message using hieroglyphics.
3. Find out about the famous sights of Egypt (The Sphinx and Pyramids) and write a leaflet explaining why people should come and visit.
4. Write your own fairy tale story that is set in Egyptian times.

### NOW CHOOSE SOME OR ALL OF THESE:

1. Design an Ancient Egyptian coffin (sarcophagus)
2. Create an Egyptian mummy using junk modelling – can you make a coffin? You could use a shoe box.
3. Make a set of cards to play Snap using pictures of Ancient Egypt. Put a label on each card and play with your friends and family.
4. Create your own model of the River Nile and label different plants you might find along the banks.



## Recommended Reads:



## Reading

Remember to read each day and get an adult to sign your reading record so you can collect your reading rewards!



## Home Learning

### Links:

BBC Bitesize – Ancient Egypt  
<https://www.bbc.co.uk/bitesize/topics/zg87xnb>

BBC Teach –  
<https://www.bbc.co.uk/teach/class-clips-video/history-ks1-ancient-egypt/z2vmisg>

Oak National Academy – lessons and activities  
<https://www.thenational.academy/teachers/programmes/history-primary-ks2-1/units/ancient-egypt-ff66/lessons>