

# Year: 2



# Term: Autumn 2

### Key Questions:

- When did the Fire Start?
- Where did the Fire Start?
- Who started the Great Fire of London?
- How did people try to put the fire out?
- When was the fire put out?
- Why is Samuel Pepys an important person in history?
- What happened after the fire?
- How was London made safer?
- What if another fire broke out?
- What did the King do at the time? How important was he?

## HISTORY: The Great Fire of London

Enquiry Question: How did London change after the Great Fire of London?

- The Great Fire of London started on Sunday 2<sup>nd</sup> September 1666 and was put out by Thursday 6<sup>th</sup> of September.
- In 1666, there was no Fire Brigade so ordinary people used leather buckets and water squirts to try to put the fire out but these did not work. Later in the week, King Charles II ordered buildings to be pulled down to stop the flames from spreading.
- Six people died as a result of the fire. Thomas Farriner's maid was the first person to die because she was too scared to jump from the burning building.
- It hadn't rained for months so the city was very dry. In 1666, lots of people had houses made from wood which burns easily. Houses were built too close together and there was no organised fire brigade.
- 13,200 houses were destroyed by the fire and 70,000 people were left homeless. Many left London to live elsewhere and some slept in tents.
- Samuel Pepys lived in London at the time of the Great Fire and wrote all about it in his diary. His eyewitness account is the source of our knowledge about the Great Fire and other key events in English history such as the Plague and King Charles II coronation.

### Wordbank:


Bakery	a place that makes bread and cakes
Diary	a book that people write about their lives in
Eyewitness	Giant Hook
Firebreak	A break between buildings so that fire can't spread to the next building.
Flammable	when something burns easily
Leather Bucket	leather was used to make buckets before plastic was invented
London	the capital city of England and the United Kingdom
Pudding Lane	the street where the Fire Started
St Paul's Cathedral	a large church in London which burnt down during the fire
Tower of London	where King Charles the Second lived

### Map of Fire:



### Beyond Living Memory

### Living Memory (in the last century)



1666 - The Great Fire of London



1866-Explorer Matthew Henson born

1903 - The First Flight

1911 - The Race to the South Pole



1951 Bessemer



You were born!

## CLASSES 2PH

Homework to be completed and returned by  
**Monday 16<sup>th</sup> December**

*Dear Children and Adults,*

*In Autumn 2, Year 2 are going to be learning all about The Great Fire of London. We will be finding out 'To what extent the Great Fire of London changed London.' Children will be looking at London in the 17<sup>th</sup> Century and finding out about key events and significant people.*

### Spelling

Don't forget spelling rules for your Spelling words will go home with you Friday for your quiz the following week.



### Maths

Remember to revise your **time tables**.

Practice the **number facts** you are working on each week. You will be tested on these!

**And please don't forget to log onto Times Table Rock Star!**



### Places to Visit:

[Monument to the Great Fire of London](#)

Go on this [Great Fire of London walk](#)

St Pauls [Cathedral](#)

**THIS AUTUMN (2023)only!**

Go on the Museum of London family Great Fire of London Walk:

<https://www.museumoflondon.org.uk/museum-london/whats-on/event-detail?id=73409>

## Homework - Great Fire of London

### WRITING AND HISTORY

You have a homework scrap book to use to complete your homework project. Over the next few weeks complete some of these activities or make some up of your own. You are also welcome to post your homework on google classroom.

#### CAN YOU TRY ONE OF THESE WRITING TASKS?

1. Write a diary entry in role as Samuel Pepys. What would you see, hear and smell in the streets of London?
2. Create a 'Fire Safety' poster, informing people the dangers of fire.
3. Write and illustrate a poem inspired by the Great Fire of London. You could perform your poem and post on Google Classroom.

#### ALSO TRY AN ART ACTIVITY

1. With your adults at home, could you research and try out a baking recipe? Maybe bake some bread but don't forget to turn the oven off!
2. Get creative and paint a scene of the great fire of London. What colours are you going to use for the fire and the houses. You could also complete this as a collage.
3. Make a model or drawing to show how you would have redesigned the city following the Great Fire.
4. Make a model of a house or church in London in 1666.

### Reading

Remember to read each day and get an adult to sign your reading record so you can collect your reading rewards!



#### Home Learning Links:

<https://www.stpauls.co.uk/resources/great-fire-of-london-story-sheet>

High quality images of artefacts  
<https://www.fireoflondon.org.uk/browse-the-collection/>  
<https://www.bbc.co.uk/bitesize/topics/zdyhn9q/articles/z4msn9q>

Videos:



<https://www.bbc.co.uk/bitesize/topics/zdyhn9q/articles/z4msn9q>

**BEST WEBSITE EVER!**

<https://www.fireoflondon.org.uk/>

### Recommended Reads:

#### Non-Fiction



#### Fiction

